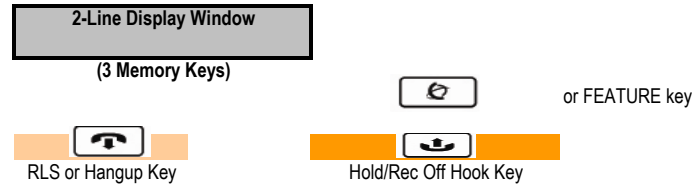



Norstar CICS/MICS Programming Instructions
Changing Time & Date
 (The Date & Time will be changed on all Telephones.)

Programming must be performed on a M7310 or T7316 Telephone Set, Layout as follows:



Norstar Programming Overlay goes over top 4 programmable keys on telephone set, as follows:
 (If customer don't have overlay, following is what the keys will be when they enter programming below:)


(Key should be Line 1) Heading Show
 (Key should be Line 2) Back Next

Press 
 Enter from Key Pad ** TIME or ** 8463
 Enter Password from Key Pad 23646 or ADMIN

To Change Time:

Press	Change	Memory Key under Display Window
Enter	2- Digit Hour	Such as 01:
Press	Next	Display Window shows Hour
Press	Change	Memory Key under Display Window
Enter	2-Digit Minutes	Such as :05
To switch from PM to AM	Press Change	Until correct

To Change Date:

Press	Next	Display Window show Date
Press	Change	Memory Key under Display Window
Enter	2-Digit Year	Such as 08 (for 2008)
Press	Next	Display Window shows Month
Press	Change	Memory Key under Display Window
Enter	2-Digit Month	Such as 01 (for January)
Press		To end.